

## ELECTRICAL

- Voltage: 100 - 240VAC
- Frequency: 50/60Hz
- Power Consumption: 220 W
- Maximum BTU Rating 750 BTU/hr

## DISPLAY (Optional)

- 55" UHD Max Size
- 34.8 lbs (up to 45 lbs)

## DIMENSIONS

### 1. Base Landscape (BL)

- HxWxD: 45 x 56 x 16 (in)  
*(without game stand)*
- Monitor height can be raised 10.5" up to 55.5" & move forward 13"
- Weight: 92.4 lbs *(without game stand)*

### 3. Cylinder Landscape (CL)

- HxWxD: 72 x 48.8 x 21 (in)
- Monitor height can be raised 3" up to 75" & move forward 12"
- Weight: 120.8 lbs

### 2. Base Portrait (BP)


- HxWxD: 50.25 x 28 x 16 (in)  
*(without game stand)*
- Monitor height can be raised 14.75" up to 65" & move forward 13"
- Weight: 71.5 lbs *(without game stand)*

### 4. Cylinder Portrait (CP)


- HxWxD: 77 x 28 x 21 (in)
- Monitor height can be raised 14.5" up to 91.5" & move forward 12"
- Weight: 120.8 lbs




1. BL



2. BP



3. CL



4. CP